

SUPPLIES

- standard paper
- scissor
- pencil
- construction paper
- transparent tape

Optional

- stapler

TIME

 30 minutes average

SKILL


 1 2 3

Fold
or Cut

GARLAND

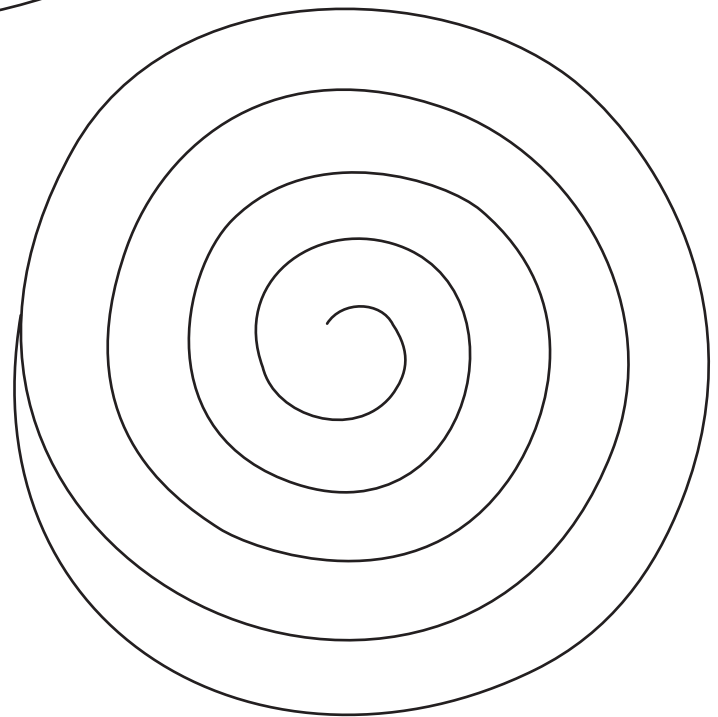
Fold
or Cut




©2012 RomantiCraft




SPIRAL

©2012 RomantiCraft





SHAPES



©2012 RomantiCraft

Print only pages 2-4 on standard paper.

Trace shape onto colored construction paper.

Assembly Instructions

(click to go back to detailed photo assembly instructions)

You can find more romantic crafts, gifts, ideas and resources
at RomantiCraft.com

No part of this publication may be stored in a file sharing retrieval system, transmitted, modified, adapted or reproduced in any way, including but not limited to digital copying and printing for commercial use. Personal use only.

Copyright ©2012 RomantiCraft, LLC.
All Rights Reserved